

TEST REPORT

SENSORY TESTING OF FOOD CONTACT MATERIALS

APPLICANT

Resin Pro Srl
Via XXV Aprile – Z.I.snc
19021
Arcola (SP)

TEST REPORT NO

20230109

REFERENCE STANDARD

DIN – 10955:2004


DATE

01/02/2023





SAMPLE (tested in two replicates)





DESCRIPTION

Sample:
ITAH23000484

Material Type:
Epoxy resin

RESULT OF THE TEST	PASSED
--------------------	--------

DATE	DRAFTING	SIGNATURE	VERIFICATION AND APPROVAL	SIGNATURE
01/02/2023	Sensory consumer & neuromarketing operation area leader	Matteo Bonfini 	Sensory consumer & neuromarketing manager	Lucia Bailetti 



AIM OF THE STUDY

Determine the presence of off odour / flavour potentially transferred by the samples to foodstuff through sensory discrimination tests.

MATERIALS AND METHODS

The discriminant test chosen for the study is the Triangle test based on DIN 10955:2004

- Number of judges; 9 (trained as indicated in ISO 8586 standards);
- Test conducted in tasting booths according to ISO 8589 standards;
- Significance of results = 1%.

SAMPLES

Epoxy resin – ITAH23000484

- Water as food simulant;

Epoxy resin – ITAH23000484

- Water as food simulant (as a replicate).

SAMPLE PREPARATION

1. Before the preparation of the simulants, the sample to be tested was carefully cleaned with warm water and a mild odourless detergent and then dried.
2. Water was used as food simulant.
3. The control simulant was obtained by placing water at 100°C in contact with the sample. The water was then left in contact with the sample until it reached room temperature.
4. The standard (blank test) was prepared by subjecting the simulant to the same treatment and to the same conditions of temperature except for contact with the tested material.
5. For both simulants, the control and the standard, the water was subjected to sensory analysis in glasses.



METHOD OF PRESENTATION OF THE SAMPLES

The samples were presented to the judges using a tasting order with randomized sequences, in glasses suitably coded with a three-digit code (Blind code): given the two samples A and B, the tasting order is specified having two alternatives available, 2A and 1B or 1A and 2B; the overall sample sets administered were balanced taking into account the possible tasting sequences (ABA, BAB, BAA, ABB, AAB, BBA).

Following the ISO 4120 standard.

RESULTS

To confirm that there are no differences between the control simulants obtained from the samples and the reference STD, the median of the intensity of the difference must not exceed 2 and the number of identifications must be lower than 7 out 9. For intensities greater than 2 the professional taster must indicate the type of perceived off odour/flavour; values of " α " equal to 0,01

Off-odour/flavour intensity scale

INTENSITY SCALE OF DIFFERENCE	0 = Not perceived	1 = Barely perceptible	2= Slightly perceptible	3 = Marked difference	4 = Big difference
-------------------------------------	----------------------	---------------------------	----------------------------	--------------------------	-----------------------

MEDIAN OF THE INTENSITY OF THE DIFFERENCE AND NUMBER OF THE IDENTIFICATIONS

Epoxy resin – ITAH23000484 – 1	Appearance=0 Odour= 0 Flavour= 1 N° of identifications: 6/9	No difference
--------------------------------	--	---------------

Epoxy resin – ITAH23000484 – 2 (as a replicates)	Appearance=0 Odour= 0 Flavour= 1 N° of identifications: 5/9	No difference
---	--	---------------

OBSERVATION:

No difference was found by the panel in both the replicates.

It should be noted that although the number of identifications is lower than the significance limit and that the perceived intensity of the off flavor is below 2, the presence of a slight aromatic note emerges in the simulant in contact with the material, defined by the sensory judges as " plastic"

The sample is suitable for use in contact with food.



Facsimile of the evaluation form

TRIANGLE TEST ON WATER

Name _____

Date _____

- The purpose of the test is to identify, by crossing it, the sample perceived as different, indicating the reason for the choice.
- If you cannot perceive the different sample, you must still choose one of the three samples, motivating your choice as a “forced choice”.

INTENSITY SCALE OF DIFFERENCE	0 = Not perceived	1 = Barely perceptible	2= Slightly perceptible	3 = Marked difference	4 = Big difference
-------------------------------------	----------------------	---------------------------	----------------------------	--------------------------	-----------------------

WHY DO YOU THINK THE SAMPLE IS DIFFERENT? (INSERT IN THE SPACE THE TYPE OF SMELL / TASTE PERCEIVED OR THE DIFFERENT VISUAL APPEARANCE)

APPEARANCE	Description:				
Intensity Scale	0	1	2	3	4
SMELL	Description:				
Intensity Scale	0	1	2	3	4
TASTE	Description:				
Intensity Scale	0	1	2	3	4
FORCED CHOICE					